

MOT Due Date

/

/

MOT Cost

Book MOT

Book An MOT

Insurance Due Date

/

/

Insurance Cost

Tax Due D

/

/

Tax Cost

Service Due Date

/

/

Service Cost

Warranty Due Date

/

/

Vehicle History

+ Add Entry

Title	Completed By	Date	Cost
Transit Van	Megan Dawson	15/01/2018	£2500.00

Breakdown Information

Select Company

Select Company

Save

Back

Damage

+ Add Damage

Title	Reported By	Confirmed	Date	Cost
Transit Van -Left Door	Megan Dawson	Adam Wilkinson	15/01/2018	£150.00

**DAMAGE COST:** Cost Column - here the cost of the damage will be displayed - This cost of the damage can be added in the modal which appears (when clicking the 'Add Damage' button - shown below)

- all costs/figures to two decimal places

Add Damage

Title

Description

Reported By

Select User

Date

/

/

Cost

Highlight Damage

Save

Close

Cost Input Fields (shown at the top) - Reduce length of Date Pickers to allow for these fields to be added beside them:

MOT Cost - here the cost of the upcoming MOT can be logged (populated when adding a new MOT centre or can be edited from previously added MOT centre)

Insurance Cost - here the cost of the current insurance can be logged (either monthly instalments or annual price) - this can be entered in this field

Tax Cost - here the cost of the tax can be logged ('N/A' can be entered if tax is not charged) - this can be entered here in this field

Service Cost - here the cost of the upcoming vehicle service can be logged - this can ben entered here, in this field.

- these fields are not required.

- all costs/figures to two decimal places

**VEHICLE HISTORY COST:** Cost Column - here any costs associated with the vehicle and its history will be displayed (damage etc) -These costs can be added in the modal which appears (when clicking the 'Add Entry' button show below)

- If more costs are needed, the User will have to add another Vehicel History Entry.

- all costs/figures to two decimal places

Add Vehicle History

Title

Description

Completed By

Select User

Date

/

/

Costs

Upload From Computer

OR

Add From BuilderStorm

Save

Close

## Add New Vehicle



Vehicle Reg.

Vehicle Type

MOT Due Date



MOT Cost

MOT Certificate

Tax Due



Tax Cost

Service Due Date



Service Cost

Warranty Due Date



User

Picture of Vehicle

+ Add Vehicle History

Save

Close

The following Input Fields need to added in the 'Add New Vehicle' modal:

MOT Cost, Tax Cost, Service Cost - if costs are entered into these fields, they will pouplate and be shown within the Vehicle Information overview page.

- these fields are not required.

all costs/figures to two decimal places

Vehicle Information page - right-hand side

MOT Due Date	<input type="text" value="/ /"/>		MOT Cost	<input type="text"/>
Book MOT	<input type="text" value="Book An MOT"/>			
Insurance Due Date	<input type="text" value="/ /"/>		Insurance Cost	<input type="text"/>
Tax Due D	<input type="text" value="/ /"/>		Tax Cost	<input type="text"/>
Service Due Date	<input type="text" value="/ /"/>		Service Cost	<input type="text"/>
Warranty Due Date	<input type="text" value="/ /"/>			

MOT Cost (input field) - here the user can add the cost for the upcoming MOT

Book New MOT - modal

Book MOT

MOT Centre Name	<input type="text"/>
Contact No.	<input type="text"/>
Address	<input type="text"/>
Postcode	<input type="text"/>
Cost	<input type="text"/>





Save

Close

When adding a new MOT Centre using the 'Book MOT' modal - the cost of the MOT can be added using the 'Cost input field'.

This will then populate the 'MOT Cost' field on the main Vehicle Information page with the cost entered.  
(The User can edit this cost if needed here.)

- all costs/figures to two decimal places

Damage					<a href="#">+ Add Entry</a>  	
Title	Reported By	Confirmed	Date	Cost		
Transit Van -Left Door	Megan Dawson	Adam Wilkinson	15/01/2018	£150.00	 	

Cost Column - here the cost of the damage will be displayed.

This cost of the damage can be added in the modal which appears (when clicking the 'Add Entry' button) - shown on the right.

- all costs/figures to two decimal places


>

Add Damage


Title

Description

Reported By

Select User 

Date

/  / 


Cost

[Highlight Damage](#)

[Save](#)
[Close](#)

Vehicle Reg	Type	MOT		Tax		Service		Warranty Due	Total Costs	Users
		Due Date	Cost	Due Date	Cost	Due Date	Cost			
NX13 LVN	Company	28/12/2017	£55.00	01/04/2018	N/A	27/06/2018	£35.00	24/07/2018	£90.00	Martina Glass
GX66 TGM	Company	29/11/2017	£55.00	01/01/2018	£22.00	13/06/2018	£35.00	19/09/2018	£112.00	Megan Dawson
BN12 EFG	Company	27/02/2017	£55.00	21/05/2018	N/A	22/08/2018	£35.00	04/07/2018	£90.00	Adam Wilkinson

Fleets Report By [www.builderstorm.com](http://www.builderstorm.com)

#### Fleet PDF Report:

We need to make a few changes to Reports:

1) Report Orientation needs to change to (by default) : Landscape

2a) Add a 'MOT' , 'Tax' , 'Service' heading above the retrospective columns - these will be centre aligned:

2b) Add 'MOT Cost, Tax Cost, Service Cost, Total Costs' columns - which will be populated with the costs previously entered (Vehicle History, Damage, Book MOT etc)

- all costs/figures to two decimal places

New Report Setting (shown below):

When clicking on the PDF Icon or CSV Icon (To Generate a Fleet Report), a modal will need to appear before the report is generated.

This will give the user the ability to choose which costs are added to the report - they can tick all of the checkboxes or only one if needed

- By default, all checkboxes will be ticked.

(the 'costs' chosen will then be shown on the report in the appropriate column as shown above)

#### Select PDF Setting

##### Costs


☒ MOT

☒ Service

☒ Insurance

☒ Total Costs

 Cancel

 Generate Report

#### Select CSV Setting

##### Costs


☒ MOT

☒ Service

☒ Insurance

☒ Total Costs

 Cancel

 Generate Report